

THANK YOU FOR YOUR PURCHASE!



Did you know that when you leave feedback on TPT you earn credits towards future purchases?

★★★★★ Extremely satisfied

I truly appreciate your feedback to help my little store grow.

If you have any questions or concerns, please email me at:



heartandmindteaching@gmail.com

♡
Ashley

Stay updated on new product announcements (they are 50% off for the first 24 hrs posted!) by following me on TPT, checking out my website, and subscribing to my newsletter. ✨ ✨ ✨





PLAY-DOUGH EMOTIONS MATS



Session Objective:

*Students will identify different emotions.

Materials:

- Handouts
- Play-dough

Guiding Questions:

- *What are some different emotions we feel?
- *How do we show emotions differently?

ASCA Standards Alignment:

- *Mindset: Belief in development of whole self, including a healthy balance of mental, social/emotional and physical well-being. (M 1)
- *Behavior: Learning Strategies: Creative approach to learning tasks and problem solving. (B-LS 2)

SEL Competencies:

- *Self-Awareness: Identifying Emotions.

Session Details

*There are a few different ways to use this activity.

1. How do you feel?/Feelings check in – Use this page to have students identify how they feel at that particular moment.
2. Emotions Mats with faces – Give the students the pages with the faces already on them and have them use them as a template to make their play-dough faces.
3. Blank Emotion Mat – Give students the blank mat and have them create the faces, using the page with all the faces as a guide.
4. Emotion words- Use p.105-110 to have students practice spelling the emotion words.


*Each student should have their own handout and play-dough.

*Pro-tip: Laminate the pages for repeated use.

APPLE

HOW DO YOU FEEL?

Pretend you are an apple and show how you feel in the circle below using play-dough.



IDEAS:



Happy



Sad



Angry



Scared



Worried

PLAY-DOUGH

APPLE FEELINGS



Angry




Worried




Scared





Happy





Sad


















PUMPKIN















TURKEY

HOW DO YOU FEEL?

Pretend you are a turkey and show how you feel in the circle below using play-dough.



IDEAS:



Happy



Sad



Angry




Scared



Worried

PLAY-DOUGH TURKEY FEELINGS



Angry



Worried




Scared





Happy





Sad















GINGERBREAD

MAN

HOW DO YOU FEEL?

Pretend you are a gingerbread man and show how you feel in the circle below using play-dough.



IDEAS:



Happy



Sad



Angry




Scared



Worried


PLAY-DOUGH GINGERBREAD MAN FEELINGS




Angry



Worried




Scared





Happy





Sad















SNOWMAN

HOW DO YOU FEEL?

Pretend you are a snowman and show how you feel in the circle below using play-dough.



IDEAS:



Happy



Sad



Angry




Scared



Worried


PLAY-DOUGH SNOWMAN FEELINGS



Angry




Scared




Happy





Worried





Sad















VALENTINE

HOW DO YOU FEEL?

Pretend you are a heart and show how you feel in the circle below using play-dough.



IDEAS:



Happy



Sad



Angry



Scared



Worried



Angry



Worried



Scared





Happy





Sad


PLAY-DOUGH HEART FEELINGS















ST.

PATRICK'S

DAY

HOW DO YOU FEEL?

Pretend you are a leprechaun and show how you feel in the circle below using play-dough.



IDEAS:



Happy



Sad



Angry



Scared



Worried


PLAY-DOUGH LEPRECHAUN FEELINGS




Angry



Worried




Scared





Happy





Sad















SPRING

HOW DO YOU FEEL?

Pretend you are a bunny and show how you feel in the circle below using play-dough.



IDEAS:



Happy



Sad



Angry



Scared




Worried


PLAY-DOUGH

BUNNY


FEELINGS




Angry



Worried




Scared





Happy

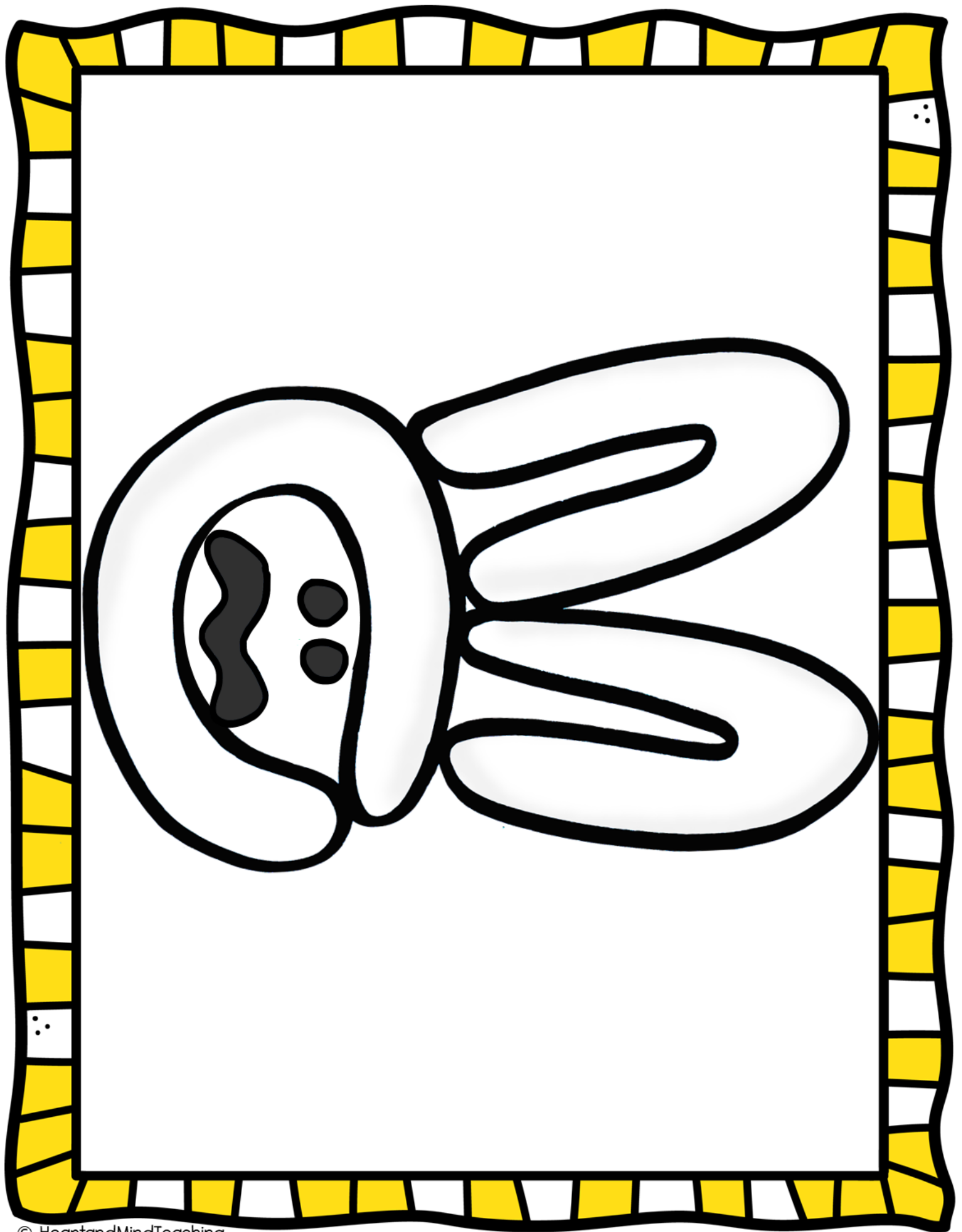



Sad















CUPCAKE

HOW DO YOU FEEL?

Pretend you are a cupcake and show how you feel in the circle below using play-dough.



IDEAS:



Happy



Sad



Angry



Scared



Worried

PLAY-DOUGH CUPCAKE FEELINGS



Angry



Worried




Scared





Happy




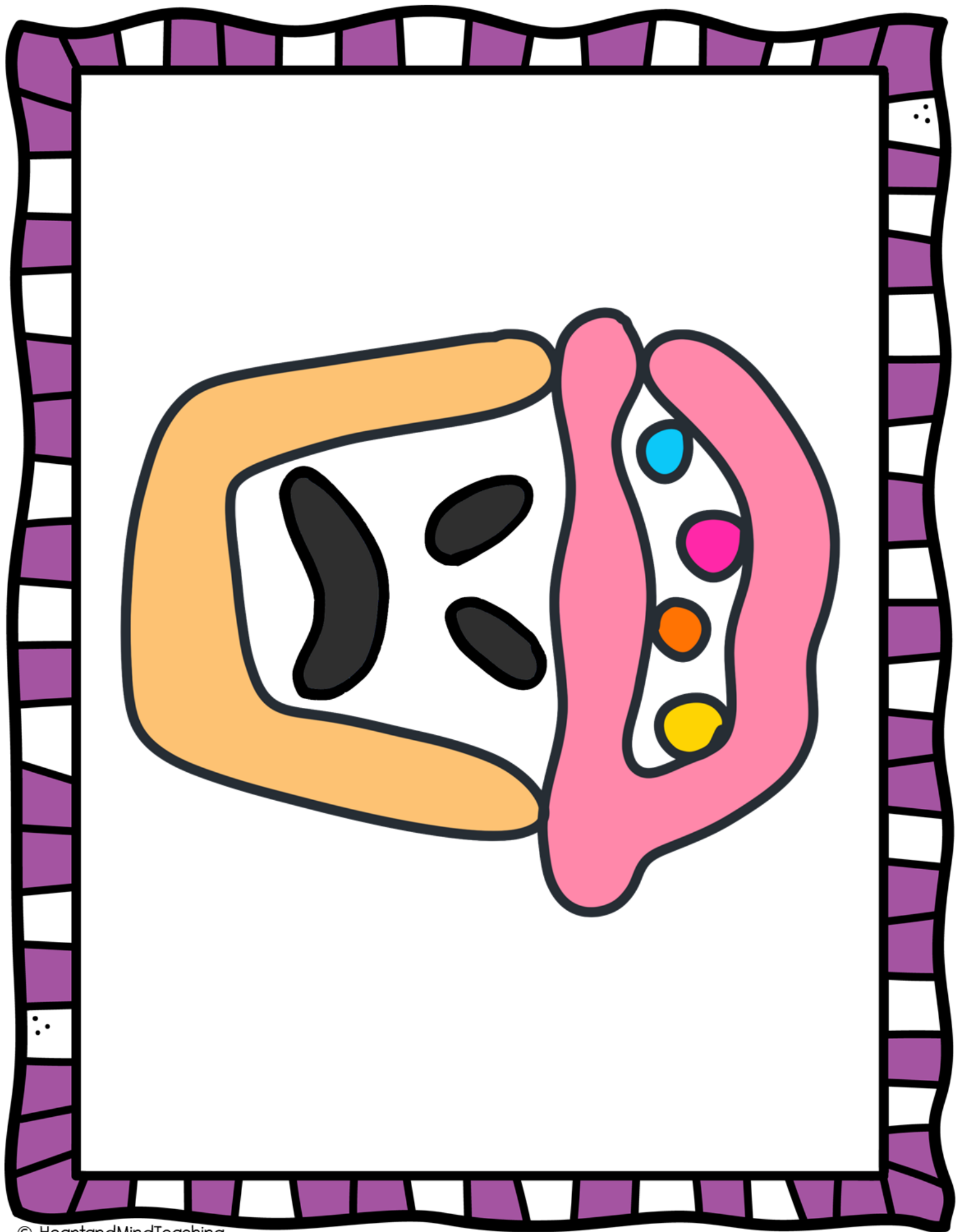
Sad

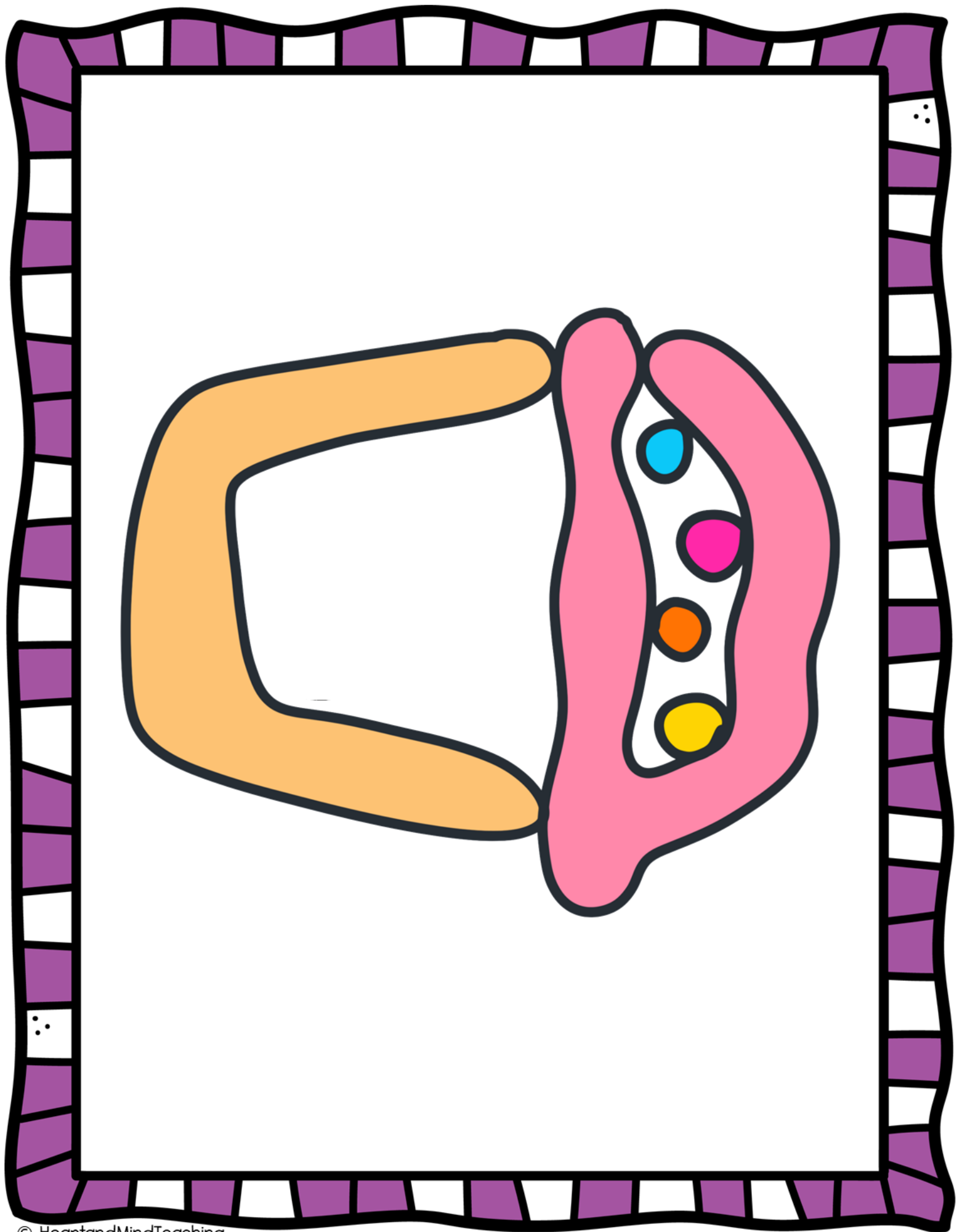













ANIMALS

HOW DO YOU FEEL?

Pretend you are an animal and show how you feel in the circle below using play-dough.



IDEAS:



Happy



Sad



Angry



Scared



Worried


PLAY-DOUGH ANIMAL FEELINGS



Angry




Scared




Happy




Worried





Sad

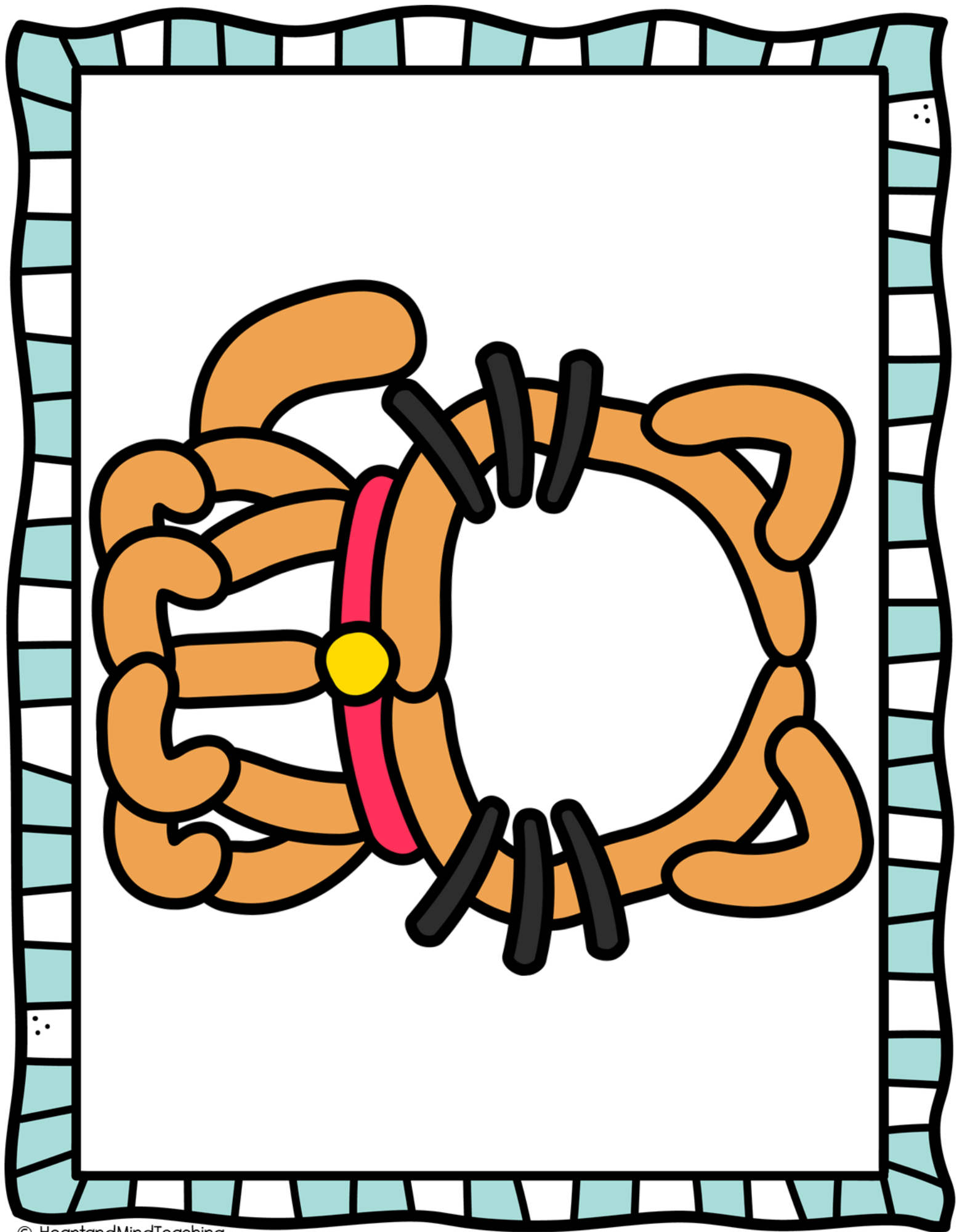








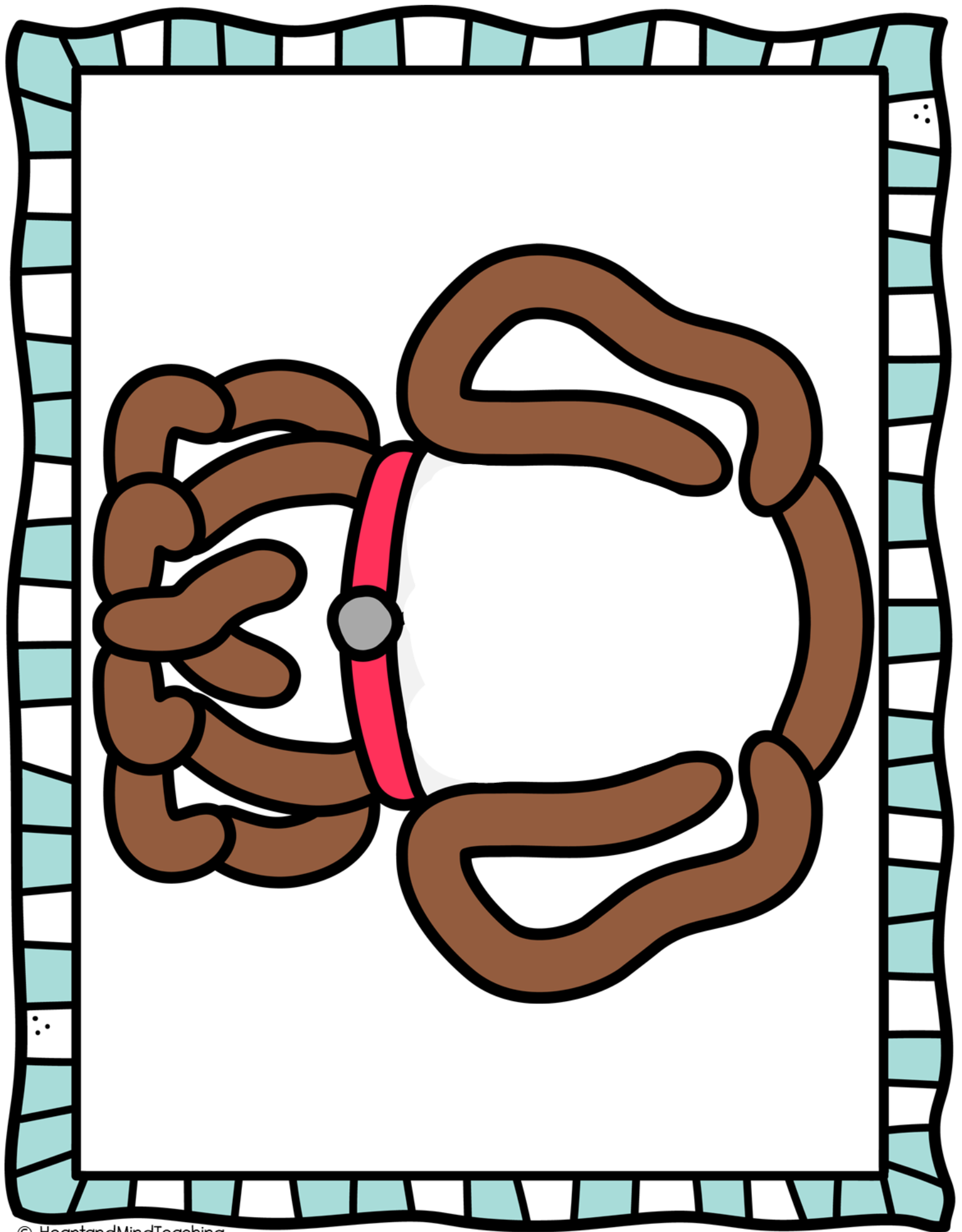
















GENERAL

NO THEME

HOW DO YOU FEEL?

Show how you feel in the circle below using play-dough.



IDEAS:



Happy



Sad



Angry



Scared



Worried

PLAY-DOUGH FEELINGS



Angry



Scared




Happy





Worried





Sad











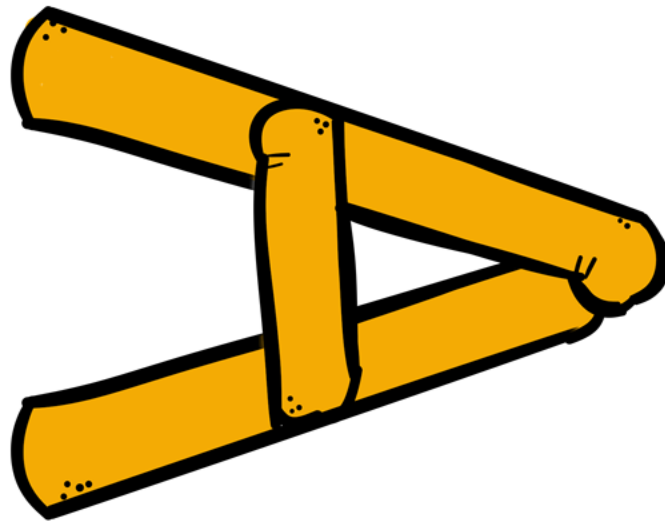





PLAY-DOUGH

EMOTION

WORDS





NEED

S

C

A

R

E

D

MORE HERE

PLAY-DOUGH MAT

SPELL THESE
USING PLAY-DOUGH:

SAD
HAPPY
SCARED
ANGRY
WORRIED

counseling





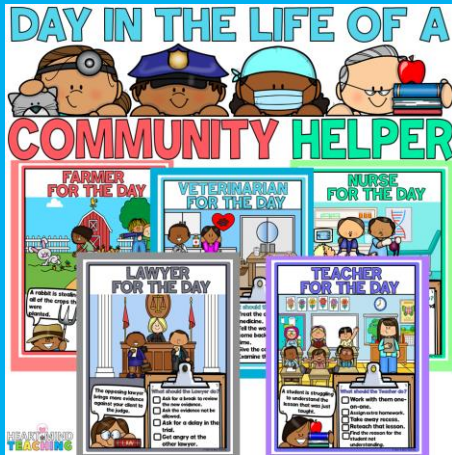
sel

small groups

book companions

behavior

♡♡ Best Selling Resources ♡



COUNSELOR COLLAB MEMBERSHIP

The Must-have resource membership:

www.counselorcollab.com

♡ **WANT A PEEK INTO MY CLASSROOM?**

Check out my website:

www.heartandmindteaching.com



TERMS OF USE

By purchasing this product, you, the purchaser, are granted the right to reproduce pages for ONE classroom only. Duplication for more than one classroom or teacher is strictly forbidden. Doing so is a violation of the Digital Millennium Copyright Act (DMCA). This resource may not be uploaded or distributed online for free (even if it is a free resource) – on a district or outside site. Thank you for respecting my work!

You may:



Use items for your personal use.



Make copies for your classroom or your own student's families.



Reference (without distribution) this product in blog posts, seminars, PD workshops, provided there is credit given to myself as the author and a link back to my TPT store included.

You may not:



Claim this work as your own, alter the files in any way, or remove the copyright.



Repackage, sell, or giveaway this product to others.



Offer to share this product anywhere on the internet as a download or copy.

A special thanks to these authors:

THIS RESOURCE WAS CREATED WITH ELEMENTS FROM THESE AUTHORS.

